












Graphem-Phonem-Korrespondenz

Buchstaben ordnen



Lege die Wörter mit den Buchstabenkarten.

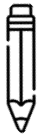
		
		
		

a	s	i	a	ö	s	au	w
F	l	W	sch	N	a	a	L
f	e	m	a	a	L	S	Sch
l	o	Ei	M	s	e		











Graphem-Phonem-Korrespondenz

Wörter schreiben (I)



Schreibe die Wörter auf! Du brauchst die Buchstaben, die du neben dem Bild siehst. Für jeden Strich brauchst du einen Buchstaben.

 <div style="display: flex; justify-content: space-around; align-items: center;"> <div style="border: 1px solid black; padding: 2px;">f</div> <div style="border: 1px solid black; padding: 2px;">a</div> </div> <div style="display: flex; justify-content: space-around; align-items: center; margin-top: 10px;"> <div style="border: 1px solid black; padding: 2px;">o</div> <div style="border: 1px solid black; padding: 2px;">s</div> </div>	 <div style="display: flex; justify-content: space-around; align-items: center;"> <div style="border: 1px solid black; padding: 2px;">i</div> <div style="border: 1px solid black; padding: 2px;">m</div> <div style="border: 1px solid black; padding: 2px;">l</div> </div> <div style="display: flex; justify-content: space-around; align-items: center; margin-top: 10px;"> <div style="border: 1px solid black; padding: 2px;">o</div> </div>
_ _ _ _ _	
 <div style="display: flex; justify-content: space-around; align-items: center;"> <div style="border: 1px solid black; padding: 2px;">i</div> <div style="border: 1px solid black; padding: 2px;">f</div> </div> <div style="display: flex; justify-content: center; align-items: center; margin-top: 10px;"> <div style="border: 1px solid black; padding: 2px;">sch</div> </div>	 <div style="display: flex; justify-content: space-around; align-items: center;"> <div style="border: 1px solid black; padding: 2px;">M</div> <div style="border: 1px solid black; padding: 2px;">au</div> </div> <div style="display: flex; justify-content: center; align-items: center; margin-top: 10px;"> <div style="border: 1px solid black; padding: 2px;">s</div> </div>
_ _ _ _ _	
 <div style="display: flex; justify-content: space-around; align-items: center;"> <div style="border: 1px solid black; padding: 2px;">N</div> <div style="border: 1px solid black; padding: 2px;">s</div> <div style="border: 1px solid black; padding: 2px;">e</div> </div> <div style="display: flex; justify-content: center; align-items: center; margin-top: 10px;"> <div style="border: 1px solid black; padding: 2px;">a</div> </div>	 <div style="display: flex; justify-content: space-around; align-items: center;"> <div style="border: 1px solid black; padding: 2px;">M</div> <div style="border: 1px solid black; padding: 2px;">e</div> </div> <div style="display: flex; justify-content: space-around; align-items: center; margin-top: 10px;"> <div style="border: 1px solid black; padding: 2px;">n</div> <div style="border: 1px solid black; padding: 2px;">l</div> <div style="border: 1px solid black; padding: 2px;">e</div> <div style="border: 1px solid black; padding: 2px;">o</div> </div>
_ _ _ _ _	
 <div style="display: flex; justify-content: space-around; align-items: center;"> <div style="border: 1px solid black; padding: 2px;">e</div> <div style="border: 1px solid black; padding: 2px;">a</div> <div style="border: 1px solid black; padding: 2px;">a</div> </div> <div style="display: flex; justify-content: space-around; align-items: center; margin-top: 10px;"> <div style="border: 1px solid black; padding: 2px;">n</div> <div style="border: 1px solid black; padding: 2px;">n</div> <div style="border: 1px solid black; padding: 2px;">B</div> </div>	 <div style="display: flex; justify-content: space-around; align-items: center;"> <div style="border: 1px solid black; padding: 2px;">n</div> <div style="border: 1px solid black; padding: 2px;">f</div> </div> <div style="display: flex; justify-content: space-around; align-items: center; margin-top: 10px;"> <div style="border: 1px solid black; padding: 2px;">e</div> <div style="border: 1px solid black; padding: 2px;">o</div> </div>
_ _ _ _ _	











Graphem-Phonem-Korrespondenz

Wörter schreiben (II)



Schreibe die Wörter auf! Du brauchst die Buchstaben, die du neben dem Bild siehst. Für jeden Strich brauchst du einen Buchstaben.

 <div style="display: flex; justify-content: space-around; align-items: center;"> <div style="border: 1px solid black; padding: 2px;">l</div> <div style="border: 1px solid black; padding: 2px;">K</div> </div> <div style="display: flex; justify-content: space-around; align-items: center; margin-top: 10px;"> <div style="border: 1px solid black; padding: 2px;">m</div> <div style="border: 1px solid black; padding: 2px;">e</div> <div style="border: 1px solid black; padding: 2px;">a</div> </div> <hr style="border-top: 1px dashed black;"/> <p style="text-align: center;">_ _ _ _ _</p>	 <div style="display: flex; justify-content: space-around; align-items: center;"> <div style="border: 1px solid black; padding: 2px;">a</div> <div style="border: 1px solid black; padding: 2px;">t</div> </div> <div style="display: flex; justify-content: space-around; align-items: center; margin-top: 10px;"> <div style="border: 1px solid black; padding: 2px;">l</div> <div style="border: 1px solid black; padding: 2px;">a</div> <div style="border: 1px solid black; padding: 2px;">S</div> </div> <hr style="border-top: 1px dashed black;"/> <p style="text-align: center;">_ _ _ _ _</p>
 <div style="display: flex; justify-content: space-around; align-items: center;"> <div style="border: 1px solid black; padding: 2px;">e</div> <div style="border: 1px solid black; padding: 2px;">g</div> </div> <div style="display: flex; justify-content: center; align-items: center; margin-top: 10px;"> <div style="border: 1px solid black; padding: 2px;">Au</div> </div> <hr style="border-top: 1px dashed black;"/> <p style="text-align: center;">_ _ _ _ _</p>	 <div style="display: flex; justify-content: space-around; align-items: center;"> <div style="border: 1px solid black; padding: 2px;">H</div> <div style="border: 1px solid black; padding: 2px;">o</div> </div> <div style="display: flex; justify-content: space-around; align-items: center; margin-top: 10px;"> <div style="border: 1px solid black; padding: 2px;">e</div> <div style="border: 1px solid black; padding: 2px;">s</div> </div> <hr style="border-top: 1px dashed black;"/> <p style="text-align: center;">_ _ _ _ _</p>
 <div style="display: flex; justify-content: space-around; align-items: center;"> <div style="border: 1px solid black; padding: 2px;">p</div> <div style="border: 1px solid black; padding: 2px;">R</div> </div> <div style="display: flex; justify-content: space-around; align-items: center; margin-top: 10px;"> <div style="border: 1px solid black; padding: 2px;">e</div> <div style="border: 1px solid black; padding: 2px;">au</div> </div> <hr style="border-top: 1px dashed black;"/> <p style="text-align: center;">_ _ _ _ _</p>	 <div style="display: flex; justify-content: space-around; align-items: center;"> <div style="border: 1px solid black; padding: 2px;">o</div> <div style="border: 1px solid black; padding: 2px;">e</div> </div> <div style="display: flex; justify-content: space-around; align-items: center; margin-top: 10px;"> <div style="border: 1px solid black; padding: 2px;">m</div> <div style="border: 1px solid black; padding: 2px;">t</div> <div style="border: 1px solid black; padding: 2px;">T</div> <div style="border: 1px solid black; padding: 2px;">a</div> </div> <hr style="border-top: 1px dashed black;"/> <p style="text-align: center;">_ _ _ _ _</p>
 <div style="display: flex; justify-content: space-around; align-items: center;"> <div style="border: 1px solid black; padding: 2px;">t</div> <div style="border: 1px solid black; padding: 2px;">E</div> <div style="border: 1px solid black; padding: 2px;">l</div> <div style="border: 1px solid black; padding: 2px;">a</div> </div> <div style="display: flex; justify-content: space-around; align-items: center; margin-top: 10px;"> <div style="border: 1px solid black; padding: 2px;">n</div> <div style="border: 1px solid black; padding: 2px;">e</div> <div style="border: 1px solid black; padding: 2px;">f</div> </div> <hr style="border-top: 1px dashed black;"/> <p style="text-align: center;">_ _ _ _ _</p>	 <div style="display: flex; justify-content: space-around; align-items: center;"> <div style="border: 1px solid black; padding: 2px;">w</div> <div style="border: 1px solid black; padding: 2px;">L</div> </div> <div style="display: flex; justify-content: space-around; align-items: center; margin-top: 10px;"> <div style="border: 1px solid black; padding: 2px;">e</div> <div style="border: 1px solid black; padding: 2px;">ö</div> </div> <hr style="border-top: 1px dashed black;"/> <p style="text-align: center;">_ _ _ _ _</p>















Graphem-Phonem-Korrespondenz

Wörter schreiben (III)



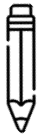
Schreibe die Wörter auf!
Für jeden Strich brauchst du einen Buchstaben.

		
— — —	— — —	— — —
		
— — —	— — —	— — —
		
— — —	— — —	— — —
		
— — —	— — —	— — —








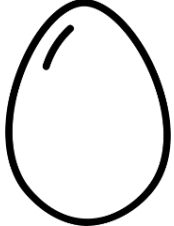






Graphem-Phonem-Korrespondenz

Wörter schreiben (IV)



Schreibe die Wörter auf!
Für jeden Strich brauchst du einen Buchstaben.

 ____	 _____	 _____
 _____	 _____	 _____
 _____	 _____	 _____
 _____	 _____	 _____